



**straumann**



*Multi-purpose forage wagon*

**Giga-Vitesse<sup>CF5</sup>**



# Gigantic and powerful

## The Strautmann Giga-Vitesse<sup>CFS</sup>

### Giga-Vitesse<sup>CFS</sup>

Large loading capacity and particularly easy towing due to the unique Continuous Flow system (CFS)

- Loading capacity of 32-42 m<sup>3</sup>
- CFS unit
- Efficient
- Easy towing

#### Powerful spiral rotor

with welded-on tine plates for optimum protection of fodder and maximum cutting quality



#### Efficient charging

by means of the unique CFS unit

#### Exact cutting

by means of the 45-knife Double-Cut cutting unit

#### Contents

Continuous Flow system	4-5
Rotor and cutting unit	6-7
Bottom & body	8-9
Clever dosing	10-11
Safe & comfortable	12-13
Operation	14
Technical data	15

# Continuous Flow system

– the system for efficient charging



## The CFS unit

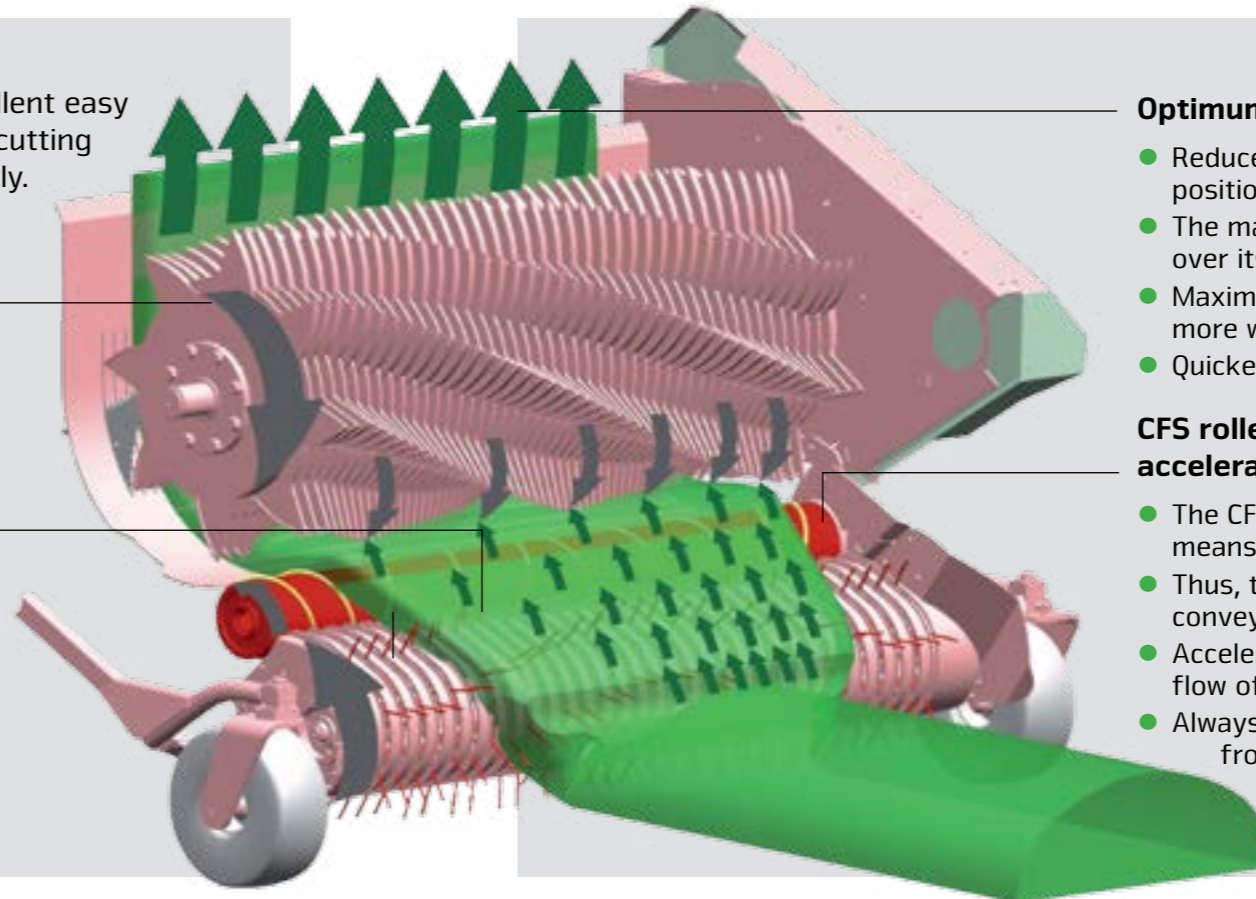
Due to the interaction of different components, the CFS unit ensures excellent easy towing with little power required. Pick-up, CFS roller, rotor and Double-Cut cutting unit are ideally matched to each other and complement each other perfectly. This results not only in excellent cutting quality but also in easy towing, thus saving power, money and time.

### Cutting unit & rotor: Exact cutting due to perfect interaction

- Tine plates welded on the rotor additionally ensure a uniform scissor-type cut
- The small distance between rotor tines and knives ensures an exact cut with little power required

### Pick-up: Gentle picking-up of grass and dispersal of swathe

- Camless pick-up
- Plastic strippers
- 2.0 m in width
- 6 tine rows placed in V-shape disperse the grass
- Due to the additional CFS roller, the pick-up is in a very flat position → Optimum adaptation to ground



### Optimum filling degree over the entire width

- Reduced power requirement due to higher positioned rotor and thus shortened conveyor duct
- The material is conveyed into the cargo space over its entire width
- Maximum and homogeneous filling degree = more weight per m<sup>3</sup>
- Quicker charging with less power required

### CFS roller: Dispersal and acceleration of material

- The CFS roller disperses the loaded material by means of the special welded-on layer
- Thus, the loaded material is homogeneously conveyed to the rotor over the entire width
- Acceleration of material ensures homogeneous flow of material without any hesitation
- Always identical delivery of loaded material from pick-up to rotor → No fodder piling up

# Rotor and cutting unit – For optimum fodder quality



### Powerful & gentle

- Feeder rotor with 8 tine rows
- Helically arranged
- Consistent torque without peak loads

### Perfectly adapted to exact cutting

- Strippers and tines are arranged at a large angle to each other  
→ Careful handling of fodder and saving of energy
- Welded-on tine plates ensure permanent precise cut
- Special armoring on top of the tine plates as anti-wear protection

### Rotor drive

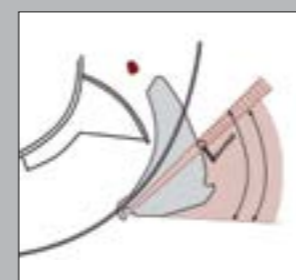
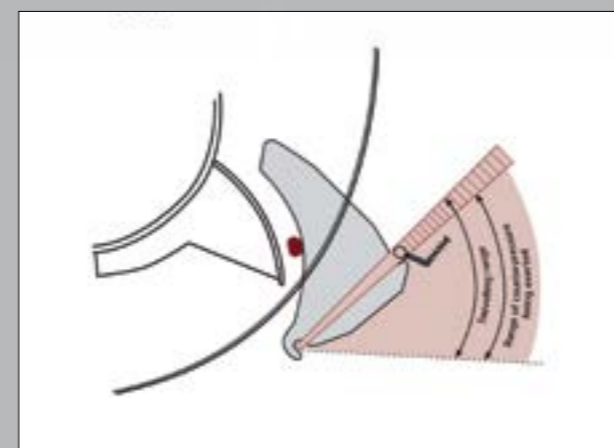
- Stressless powering via the drive shaft positioned in the middle of the drawbar pipe
- Long service life of all drive components
- The large-sized gearbox is almost maintenance-free

### Extremely sleek for convincing results

- 45-knife Double-Cut cutting unit
- Knives can be used on both sides
- Cutting length of 35 mm
- Knife change without use of tools
- Knife bar can be hydraulically swivelled out

## Sharp knives at any time – Thanks to the patented quick release system

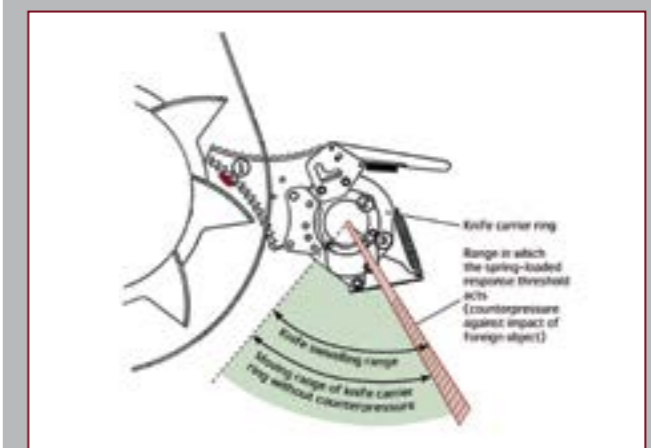
### Knife protection with spring counter-pressure



Spring tension holds the knife in the duct even in the event of the knife coming into contact with a foreign object. As a result of the constant spring tension, the knife blade becomes blunt due to the greater force acting on the blade through the foreign object.

**Result:** The counter-pressure acts over the entire swivelling range of the knife.  
→ Wear / Blunt blade

### Patented **strautmann** protection system



The power required to activate the knife protection system is almost identical at all points of the knife. The knife protection system is already activated when a foreign object comes into contact with the bottom part of the blade. Due to the fact that the knife is not held in the duct by means of spring counter-pressure, it swivels out before the rest of the blade may be damaged. The principle is similar to that of a cam-type cut-out clutch.

**Result**  
Knife swivels out early enough  
→ Less wear and longer service life of knives


# Bottom & body



### Slip-proof transport floor

Even feed due to:

- Low-wear plate-link chains
- Welded with robust square pipes
- Automatic chain tensioners for minimum amount of maintenance  
→ Chains are separately tensioned
- Durable, galvanised steel floor
- Available with wooden floor and round steel chains as optional extras




### Practical maize plate

- Ideal for use as a multi-purpose wagon
- Prevents the loaded material from falling into the rotor duct
- Can be easily and quickly mounted



### Powerful drive

- Central feed gearing with 2 oil motors
- 2-level switching



### Easy access

- Convenient six-foot access door
- Folding ladder
- Ladder galvanised for long service life

### Optimum filling degree

- Load-protection bars prevent the fodder from overflowing
- Standard automatic charging system
- Presetting of filling degree possible
- When the loaded material presses against the feelers of the automatic charging system, the transport floor starts to run

### Solid body

- All-steel body
- Continuous side panels with reinforced side posts provide stability

# Clever dosing



## Robust drive

- Driven by large-sized roller chains
- Safety switch-off at the bottom beate
- ➔ When the wagon is full, the bottom beater evades to the rear thus stopping the transport floor feed via a sensor

## Effective beaters

- Dosing unit with 3 standard beaters
- Equipped with aggressive ripping tines

## Solid tailgate

- With mechanical locking mechanism
- Wide opening for quick discharge possible
- With integrated pressure switch for level indicator (on wagons without dosing unit)



# Safety & comfort

## - On the road and on the field



### Different chassis options

ensure optimum driving comfort and safety at any time:

#### Boogie tandem chassis

- Standard
- Chassis with parabolic suspension for an admissible axle load of 18 t



#### Hydraulic tandem chassis

- ➔ For an admissible axle load of 20 t
- Improved driving comfort at high speeds
- Optional for Giga-Vitesse <sup>CFS</sup> 4001 & 4401
- Even load distribution onto all wheels
- Optional suspension for perfect driving characteristics



#### Hydraulic tridem chassis

- ➔ For an admissible axle load of 27 t
- Optional for Giga-Vitesse <sup>CFS</sup> 4401
- Reduced ground pressure
- Standard electronic forced steering axle with tridem chassis



#### Optimum adaptation to ground

- Guide wheels at the pick-up ensure flexible adaptation to the ground
- Optionally available with additional guide wheels behind the pick-up for easier working even on soft or wet ground



#### Passive steering axle

- Standard equipment on tandem chassis
- Excessive friction of the wheels on the ground is prevented



#### Electronic forced steering axle

- Optional extra on tandem chassis
- Standard equipment on tridem chassis
- The SES system („Strautmann Electronic Steering“) provides a high degree of driving stability
- ➔ Adjustment of steering angle to the speed
- ➔ Excellent manoeuvrability of the Giga-Vitesse <sup>CFS</sup>



#### Bottom hitch

- Bottom linkage with coupling head
- Up to a tongue load of 4 t



#### Easily aim high

- Standard hydraulic folding drawbar
- With double-acting cylinders
- For comfortable and easy travelling over the silo
- Standard hydraulic drawbar suspension



# Operation

Several operating options enable an adapted and easy operation of the Giga-Vitesse<sup>CFS</sup>



## Strautmann ISOBUS control set

- Standard equipment
- Illuminated soft keys for comfortable operation
- Optimum control of the discharging process, the transport floor and the additional functions
- Also suitable for less experienced drivers

## ISOBUS-terminals

Due to the compatibility of the Strautmann ISOBUS control, the following terminals can be used for the Strautmann forage wagons:



WTK Elektronik



Fendt



Müller Elektronik



John Deere

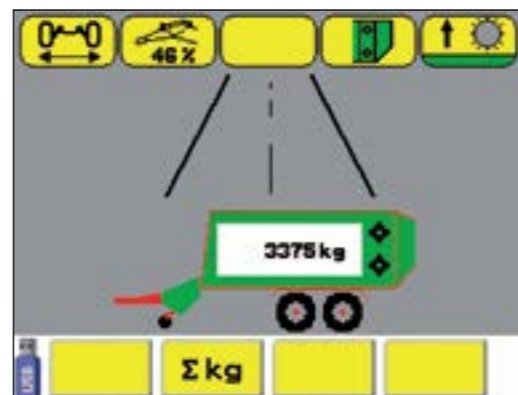
## ISO 11783

The ISO control crucially contributes to reduce the stress of the operator, as functional sequences can be combined in work flows (AI and AII) and sensors permit a better control of the machine. Thus, information about the steering axle, the tailgate and the position of the knives is provided by means of status indicators.

We are in close contact with other manufacturers. Please do not hesitate to contact us for any enquiries regarding compatibility.

## Weighing system

- Field Operator FO 130 available as an optional extra in combination with hydraulic weighing system
- Automatic adjustment of drawbar (Charging/ Discharging/ Road travel)



## Short-cut forage wagon Giga-Vitesse<sup>CFS</sup> 3201 / 3601 / 4001 / 4401

Technical data					
Type		GV <sup>CFS</sup> 3201	GV <sup>CFS</sup> 3601	GV <sup>CFS</sup> 4001	GV <sup>CFS</sup> 4401
<b>Dimensions</b>					
Length	m	8,69	9,42	10,22	11,02
Width / Outside wheel width	m	2,55 / 2,81	2,55 / 2,81	2,55 / 2,81	2,55 / 2,81
Height	m	4,00	4,00	4,00	4,00
Loading capacity according to DIN 11741	m <sup>3</sup>	30,0	34,0	38,0	42,0
with dosing unit	m <sup>3</sup>	-	32,0	36,0	40,0
Loading capacity, medium compression	m <sup>3</sup>	57,0	64,6	72,2	79,8
with dosing unit	m <sup>3</sup>	-	60,8	68,4	76,0
Dead weight, standard equipment	kg	8.600	9.000	9.400	9.900
with dosing unit	kg	-	9.400	9.800	10.300
<b>Gross vehicle weight rating</b>					
- with bottom linkage (up to 40 km/h)	kg	22.00	22.000	22.000	22.000
- with hydr. chassis	kg	-	-	24.000	24.000
- with tridem chassis	kg	-	-	-	31.000
Power required	kW/HP	100/135	107 / 145	118 / 160	132 / 180
Dimensions with tyres		710/50 R 26,5	710/50 R 26,5	710/50 R 26,5	710/50 R 26,5

Figures, technical data and weights may change due to technical development and are not binding for delivery.







# strautmann



Strautmann main production facility in Bad Laer

[www.strautmann.com](http://www.strautmann.com)

B. Strautmann & Söhne GmbH u. Co. KG is a medium-sized family-owned company from southern Lower Saxony having already celebrated its 80th anniversary of existence and now being managed by the third generation. In a modern plant at the second production site in Lwówek (Poland), Strautmann manufactures individual machine components and, apart from that, also parts of the

machine programme such as tipping trailers, silage shovels or shear grabs. As a machine manufacturer offering a wide range of machinery for cattle feeding, green fodder harvesting, universal spreader and transport technology as well as in the field of charging and dosing technology for biogas plants, Strautmann is the competent partner for almost any customer in this industry.



Pol-Strautmann



**B. Strautmann & Söhne GmbH u. Co. KG**

Bielefelder Straße 53 · D-49196 Bad Laer · Tel.: +49 (0)5424/802-0 · Fax: +49 (0)5424/802-76 · [info@strautmann.com](mailto:info@strautmann.com) · [www.strautmann.com](http://www.strautmann.com)